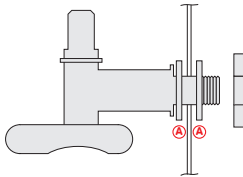


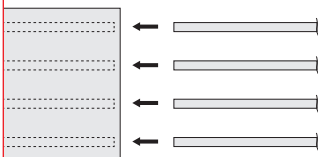
Important – Please read

1



Push the tap through the FlexiTank, fitting the rubber washers as shown (A). Fit the tap upside down tightening as tight as you can by hand.

2



Insert the poles.

3



Position on a smooth, flat surface.
Half fill with water.

4



Twist the tap clockwise to the upright position.

5

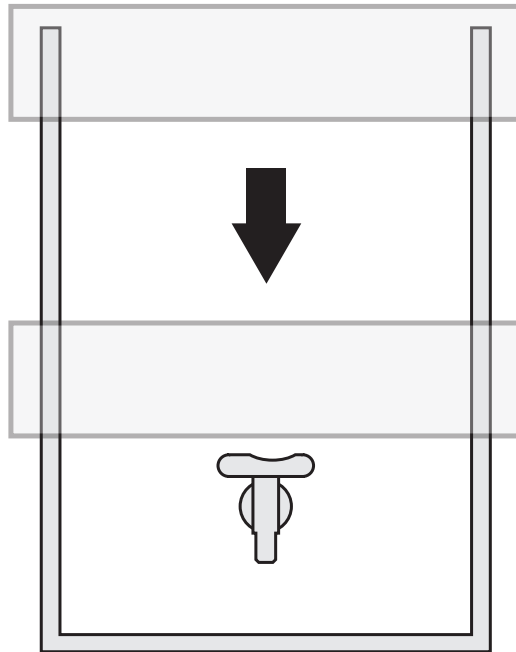


Never drag or move the FlexiTank when full of water. The FlexiTank should be completely drained before it is moved.

Important – Please read



Important – Please read



750L/200G FLEXITANK ONLY*

Place the support band around the FlexiTank **BEFORE** it is filled with water.

Slide band down the tank so it is positioned just above the tap.

As the tank is filling ensure that the band is level around the tank.

Important – Please read